

Screening Questions

Please answer these questions carefully as your responses will determine which subsequent data entry screens are appropriate for your institution.

1. How will you report Operating Expenses (i.e., Game Day expenses)?

- By Team Per Participant

2. Select the type of varsity sports teams at your institution.

- Men's Teams Only Women's Teams Only
 Both Men's Teams and Women's Teams Men's Teams and Coed Teams
 Women's Teams and Coed Teams Men's Teams and Women's Teams and Coed Teams
 Coed Teams Only

3. Do you have any assistant coaches?

- Yes
 Men's Teams
 Women's Teams
 Coed Teams
 No

Sports Selection - Men's and Women's Teams

Select the varsity sports teams at your institution.

Sport Men's Women's Sport Men's Women's

| | | | | | |
|---|-------------------------------------|-------------------------------------|---|-------------------------------------|-------------------------------------|
| Archery | <input type="checkbox"/> | <input type="checkbox"/> | Badminton | <input type="checkbox"/> | <input type="checkbox"/> |
| Baseball | <input checked="" type="checkbox"/> | | Basketball | <input checked="" type="checkbox"/> | <input checked="" type="checkbox"/> |
| Beach Volleyball | <input type="checkbox"/> | <input type="checkbox"/> | Bowling | <input type="checkbox"/> | <input type="checkbox"/> |
| Cross Country | <input type="checkbox"/> | <input type="checkbox"/> | Diving | <input type="checkbox"/> | <input type="checkbox"/> |
| Equestrian | <input type="checkbox"/> | <input type="checkbox"/> | Fencing | <input type="checkbox"/> | <input type="checkbox"/> |
| Field Hockey | | <input type="checkbox"/> | Football | <input checked="" type="checkbox"/> | |
| Golf | <input checked="" type="checkbox"/> | <input checked="" type="checkbox"/> | Gymnastics | <input type="checkbox"/> | <input type="checkbox"/> |
| Ice Hockey | <input type="checkbox"/> | <input type="checkbox"/> | Lacrosse | <input type="checkbox"/> | <input type="checkbox"/> |
| Rifle | <input type="checkbox"/> | <input type="checkbox"/> | Rodeo | <input type="checkbox"/> | <input type="checkbox"/> |
| Rowing | <input type="checkbox"/> | <input type="checkbox"/> | Sailing | <input type="checkbox"/> | <input type="checkbox"/> |
| Skiing | <input type="checkbox"/> | <input type="checkbox"/> | Soccer | <input checked="" type="checkbox"/> | <input checked="" type="checkbox"/> |
| Softball | | <input checked="" type="checkbox"/> | Squash | <input type="checkbox"/> | <input type="checkbox"/> |
| Swimming | <input type="checkbox"/> | <input type="checkbox"/> | Swimming and Diving (combined)* | <input type="checkbox"/> | <input type="checkbox"/> |
| Synchronized Swimming | | <input type="checkbox"/> | Table Tennis | <input type="checkbox"/> | <input type="checkbox"/> |
| Team Handball | <input type="checkbox"/> | <input type="checkbox"/> | Tennis | <input type="checkbox"/> | <input checked="" type="checkbox"/> |
| Track and Field (Indoor) | <input type="checkbox"/> | <input type="checkbox"/> | Track and Field (Outdoor) | <input type="checkbox"/> | <input type="checkbox"/> |
| Track and Field and Cross Country (combined) * | <input type="checkbox"/> | <input type="checkbox"/> | Volleyball | <input type="checkbox"/> | <input type="checkbox"/> |
| Water Polo | <input type="checkbox"/> | <input type="checkbox"/> | Weight Lifting | <input type="checkbox"/> | <input type="checkbox"/> |
| Wrestling | <input type="checkbox"/> | <input type="checkbox"/> | <u>Other Sports (Specify sports in the caveat box.)</u> | <input type="checkbox"/> | <input type="checkbox"/> |

CAVEAT

* You may report data for track and field teams separately or in a combined manner (i.e., Track and Field and Cross Country (combined)) and data for Swimming and Diving teams separately or in a combined manner (i.e., Swimming and Diving (combined)).

Note: Dancing and Cheerleading are not reportable sports.

If after leaving this screen you return to it to add a sport, be sure to include associated data for that sport on subsequent screens. If you return to this screen to delete a sport, all associated data for that

sport will be deleted from subsequent screens as well.

Institution: Northeastern State University (207263)

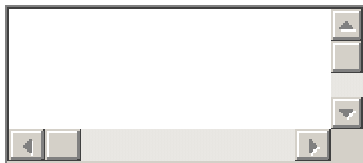
User ID: E82072631

Athletics Participation - Men's and Women's Teams

Athletics Participation

| Varsity Teams | Number of participants as of the day of the first scheduled contest | |
|--|---|---------------|
| | Men's Teams | Women's Teams |
| Baseball | 40 | |
| Basketball | 16 | 12 |
| Football | 125 | |
| Golf | 13 | 8 |
| Soccer | 34 | 19 |
| Softball | | 17 |
| Tennis | | 9 |
| Total Participants Men's and Women's Teams Unduplicated Count of Participants (Number of individuals who participated on at least one varsity team.) | 228 | 65 |

CAVEAT



Institution: Northeastern State University (207263)

User ID: E82072631

Head Coaches - Men's Teams

Head Coaches - Men's Teams

*A full-time head coach is an individual who coaches one team full-time **and** is a full-time employee of the school.*

Male Head Coaches

Female Head Coaches

Varsity Full-Time Part-Time Full-Time Part-Time Full-Time Part-Time Full-Time Part-Time Total

| Teams | Coaching Duties | Coaching Duties | University Employee | University Employee or Volunteer | Coaching Duties | Coaching Duties | University Employee | University or Volunteer | Head Coaches |
|--------------------------|-----------------|-----------------|---------------------|----------------------------------|-----------------|-----------------|---------------------|-------------------------|--------------|
| Baseball | | 1 | 1 | | | | | | 1 |
| Basketball | | 1 | 1 | | | | | | 1 |
| Football | | 1 | 1 | | | | | | 1 |
| Golf | | 1 | 1 | | | | | | 1 |
| Soccer | | 1 | 1 | | | | | | 1 |
| Coaching Position Totals | 0 | 5 | 5 | 0 | 0 | 0 | 0 | 0 | 5 |

CAVEAT



Institution: Northeastern State University (207263)

User ID: E82072631

Head Coaches - Women's Teams

Head Coaches - Women's Teams

*A full-time head coach is an individual who coaches one team full-time **and** is a full-time employee of the school.*

Male Head Coaches

Female Head Coaches

| Varsity Teams | Male Head Coaches | | | Female Head Coaches | | | | Total Head Coaches | |
|---------------|---------------------------|---------------------------|-------------------------------|--|---------------------------|---------------------------|-------------------------------|--------------------|--|
| | Full-Time Coaching Duties | Part-Time Coaching Duties | Full-Time University Employee | Part-Time University Employee or Volunteer | Full-Time Coaching Duties | Part-Time Coaching Duties | Full-Time University Employee | | Part-Time University Employee or Volunteer |
| Basketball | | 1 | 1 | | | | | | 1 |
| Golf | | 1 | 1 | | | | | | 1 |
| Soccer | | | | | | 1 | 1 | | 1 |
| Softball | | | | | | 1 | 1 | | 1 |
| Tennis | | 1 | 1 | | | | | | 1 |

Coaching
 Position 0 3 3 0 0 2 2 0 5
 Totals
 CAVEAT



Institution: Northeastern State University (207263)

User ID: E82072631

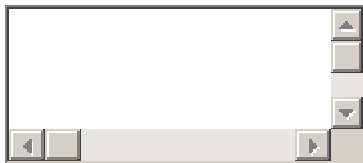
Head Coaches' Salaries - Men's and Women's Teams

Head Coaches' Salaries

Enter salaries and bonuses only. Do not include benefits on this screen. Do not include volunteer coaches in your calculations.

| | Men's Teams | Women's Teams |
|--|-------------|---------------|
| Average Annual Institutional Salary per Head Coach | 34,195 | 27,910 |
| Number of Head Coaches Included in Average | 5 | 5 |
| Average Annual Institutional Salary per Full-time equivalent (FTE) | 57,958 | 53,673 |
| Number of Full-time equivalents (FTEs) Included in Average | 2.95 | 2.60 |

CAVEAT



Institution: Northeastern State University (207263)

User ID: E82072631

Assistant Coaches - Men's Teams


Assistant Coaches - Men's Teams

*A full-time assistant coach is an individual who coaches one team full-time **and** is a full-time employee of the school.*

| | Male Assistant Coaches | | Female Assistant Coaches | | |
|---------|------------------------|-----------|--------------------------|-----------|-------|
| Varsity | Full-Time | Part-Time | Full-Time | Part-Time | Total |
| | | | | | |

| Teams | Coaching Duties | Coaching Duties | University Employee | University Employee or Volunteer | Coaching Duties | Coaching Duties | University Employee | University Employee or Volunteer | Assistant Coaches |
|--------------------------|-----------------|-----------------|---------------------|----------------------------------|-----------------|-----------------|---------------------|----------------------------------|-------------------|
| Baseball | | 1 | | 1 | | | | | 1 |
| Basketball | | 2 | 1 | 1 | | | | | 2 |
| Football | | 8 | 5 | 3 | | | | | 8 |
| Golf | | 1 | | 1 | | | | | 1 |
| Soccer | | 1 | | 1 | | | | | 1 |
| Coaching Position Totals | 0 | 13 | 6 | 7 | 0 | 0 | 0 | 0 | 13 |

CAVEAT



Institution: Northeastern State University (207263)

User ID: E82072631

Assistant Coaches - Women's Teams

Assistant Coaches - Women's Teams

*A full-time assistant coach is an individual who coaches one team full-time **and** is a full-time employee of the school.*

Male Assistant Coaches

Female Assistant Coaches

| Varsity Teams | Male Assistant Coaches | | | Female Assistant Coaches | | | Total Assistant Coaches | | |
|---------------|---------------------------|---------------------------|-------------------------------|--|---------------------------|---------------------------|-------------------------|-------------------------------|--|
| | Full-Time Coaching Duties | Part-Time Coaching Duties | Full-Time University Employee | Part-Time University Employee or Volunteer | Full-Time Coaching Duties | Part-Time Coaching Duties | | Full-Time University Employee | Part-Time University Employee or Volunteer |
| Basketball | | 1 | 1 | | | 1 | | 1 | 2 |
| Golf | | 1 | | 1 | | | | | 1 |
| Soccer | | | | | | 1 | | 1 | 1 |
| Softball | | | | | | 1 | | 1 | 1 |
| Tennis | | 1 | | 1 | | | | | 1 |

Coaching
 Position 0 3 1 2 0 3 0 3 6
 Totals
 CAVEAT



Institution: Northeastern State University (207263)

User ID: E82072631

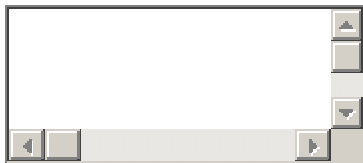
Assistant Coaches' Salaries - Men's and Women's Teams

Assistant Coaches' Salaries

Enter salaries and bonuses only. Do not include benefits on this screen. Do not include volunteer assistant coaches in your calculations.

| | Men's Teams | Women's Teams |
|--|-------------|---------------|
| Average Annual Institutional Salary per Assistant Coach | 13,776 | 8,061 |
| Number of Assistant Coaches Included in Average | 13 | 6 |
| Average Annual Institutional Salary per Full-time equivalent (FTE) | 31,980 | 20,153 |
| Number of Full-time equivalents (FTEs) Included in Average | 5.60 | 2.40 |

CAVEAT



Institution: Northeastern State University (207263)

User ID: E82072631

Athletically Related Student Aid - Men's and Women's Teams


Athletically Related Student Aid

Athletically Related Student Aid should also be included on the Revenues and Expenses screens for the teams to which it applies. If you do not have any aid to report, enter a 0.

| | | |
|-------------|---------------|-------|
| Men's Teams | Women's Teams | Total |
|-------------|---------------|-------|

| | | | |
|-----------------|---------|---------|-----------|
| Total | 830,666 | 389,810 | 1,220,476 |
| Ratio (percent) | 68 | 32 | 100% |

CAVEAT



Institution: Northeastern State University (207263)

User ID: E82072631

Total Revenues - Men's and Women's Teams

[Revenues](#) by Team

The amount entered on the Athletically Related Student Aid screen must also be included in the revenues for the teams to which it applies. Do not include revenues for capital expenditures or debt service. Click on "Click here for screen instructions" for detailed information about other revenues to include.

| Varsity Teams | Men's Teams | Women's Teams | Total |
|--|-------------|---------------|-----------|
| Basketball | 337,936 | 281,125 | 619,061 |
| Football | 936,047 | | 936,047 |
| Baseball | 250,124 | | 250,124 |
| Golf | 108,325 | 109,563 | 217,888 |
| Soccer | 224,606 | 147,103 | 371,709 |
| Softball | | 158,749 | 158,749 |
| Tennis | | 209,086 | 209,086 |
| Total Revenues of all Sports, Except Football and Basketball, Combined | 583,055 | 624,501 | 1,207,556 |
| Total Revenues Men's and Women's Teams | 1,857,038 | 905,626 | 2,762,664 |
| Not Allocated by Gender/Sport | | | 849,865 |
| Grand Total for all Teams (includes by team and not allocated by gender/sport) | | | 3,612,529 |

CAVEAT



Institution: Northeastern State University (207263)

User ID: E82072631

Recruiting Expenses - Men's and Women's Teams

Recruiting Expenses

Recruiting Expenses should also be included on the Expenses screen for the teams to which the Expenses apply.

| | Men's Teams | Women's Teams | Total |
|-------|-------------|---------------|--------|
| Total | 32,756 | 10,218 | 42,974 |

CAVEAT



Institution: Northeastern State University (207263)

User ID: E82072631

Operating Expenses (i.e., Game-Day Expenses) - Men's and Women's Teams by Team

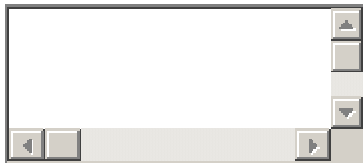
Operating Expenses by Team

Operating Expenses consist of game-day expenses only. You must include your operating expenses on the Total Expenses screen as well.

| Varsity Teams | Men's Teams | | | Women's Teams | | | Total Operating Expenses |
|---------------|--------------|------------------------------------|---------|---------------|------------------------------------|---------|--------------------------|
| | Participants | Operating Expenses per Participant | By Team | Participants | Operating Expenses per Participant | By Team | |
| Basketball | 16 | 4,021 | 64,340 | 12 | 4,253 | 51,031 | 115,371 |
| Football | 125 | 1,605 | 200,575 | | | | 200,575 |
| Baseball | 40 | 1,616 | 64,638 | | | | 64,638 |
| Golf | 13 | 3,316 | 43,108 | 8 | 5,220 | 41,756 | 84,864 |

| | | | | | | | |
|--|-----|-------|---------|----|-------|---------|---------|
| Soccer | 34 | 1,443 | 49,052 | 19 | 2,397 | 45,534 | 94,586 |
| Softball | | | | 17 | 2,592 | 44,063 | 44,063 |
| Tennis | | | | 9 | 3,641 | 32,766 | 32,766 |
| Total Operating Expenses Men's and Women's Teams | 228 | | 421,713 | 65 | | 215,150 | 636,863 |

CAVEAT



Institution: Northeastern State University (207263)

User ID: E82072631

Total Expenses - Men's and Women's Teams

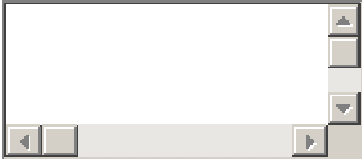
[Expenses](#) by Team

The amounts entered on the Athletically Related Student Aid, Operating Expenses, and Recruiting Expenses screens must also be included in the expenses for the teams to which they apply. Do not include capital expenditures or debt service. Click on "Click here for screen instructions" for detailed information about other expenses to include.

| Varsity Teams | Men's Teams | Women's Teams | Total |
|--|-------------|---------------|-----------|
| Basketball | 353,385 | 284,256 | 637,641 |
| Football | 965,646 | | 965,646 |
| Baseball | 260,494 | | 260,494 |
| Golf | 118,579 | 117,289 | 235,868 |
| Soccer | 236,259 | 169,630 | 405,889 |
| Softball | | 166,163 | 166,163 |
| Tennis | | 212,711 | 212,711 |
| Total Expenses of all Sports, Except Football and Basketball, Combined | 615,332 | 665,793 | 1,281,125 |
| Total Expenses Men's and Women's Teams | 1,934,363 | 950,049 | 2,884,412 |

Not Allocated by Gender/Sport
Grand Total Expenses
CAVEAT

728,117
3,612,529



Institution: Northeastern State University (207263)

User ID: E82072631

Revenues & Expenses Summary

Revenues and Expenses Summary

| | |
|----------------------|-----------|
| Grand Total Revenues | 3,612,529 |
| Grand Total Expenses | 3,612,529 |

Please review this screen carefully. **The amount of Grand Total Revenues must be equal to or greater than the amount of Grand Total Expenses** before you can lock your survey data. If it is not, you must go back and correct the amounts you entered on the Total Revenues and/or Total Expenses screen(s).

Remember that your **Total Revenues** and **Total Expenses** screens must include amounts you entered on some of the other screens. That is:

- The amount you entered on the Athletically Related Student Aid screen must be included with all of your other revenues (budget, ticket sales, etc.) on the **Total Revenues** screen. For detailed information on what to include in Total Revenues, click on 'Click here for screen instructions' on the Total Revenues screen.
- The amount you entered on the Operating Expenses, Recruiting Expenses, and Athletically Related Student Aid screens must be included with all of your other expenses (salaries and benefits, equipment, etc.) on the **Total Expenses** screen. For detailed information about what to include in Total Expenses, click on 'Click here for screen instructions' on the Total Expenses screen.

To return to the data entry screens to make corrections, click on the link in the menu on the left of this screen.

To proceed to the Supplemental Information screen, click on that link in the menu or click on the 'Next' button on the bottom of this screen.

Institution: Northeastern State University (207263)

User ID: E82072631

Supplemental Information

Supplemental Information

This screen is optional. You may use it to provide additional information to help the reader better understand the data you have provided in this survey, or to help a prospective student-athlete make an informed choice of an athletic program. If you do not want to enter any supplemental information, please leave this screen blank.