

Fall 2015 Enrollment Information

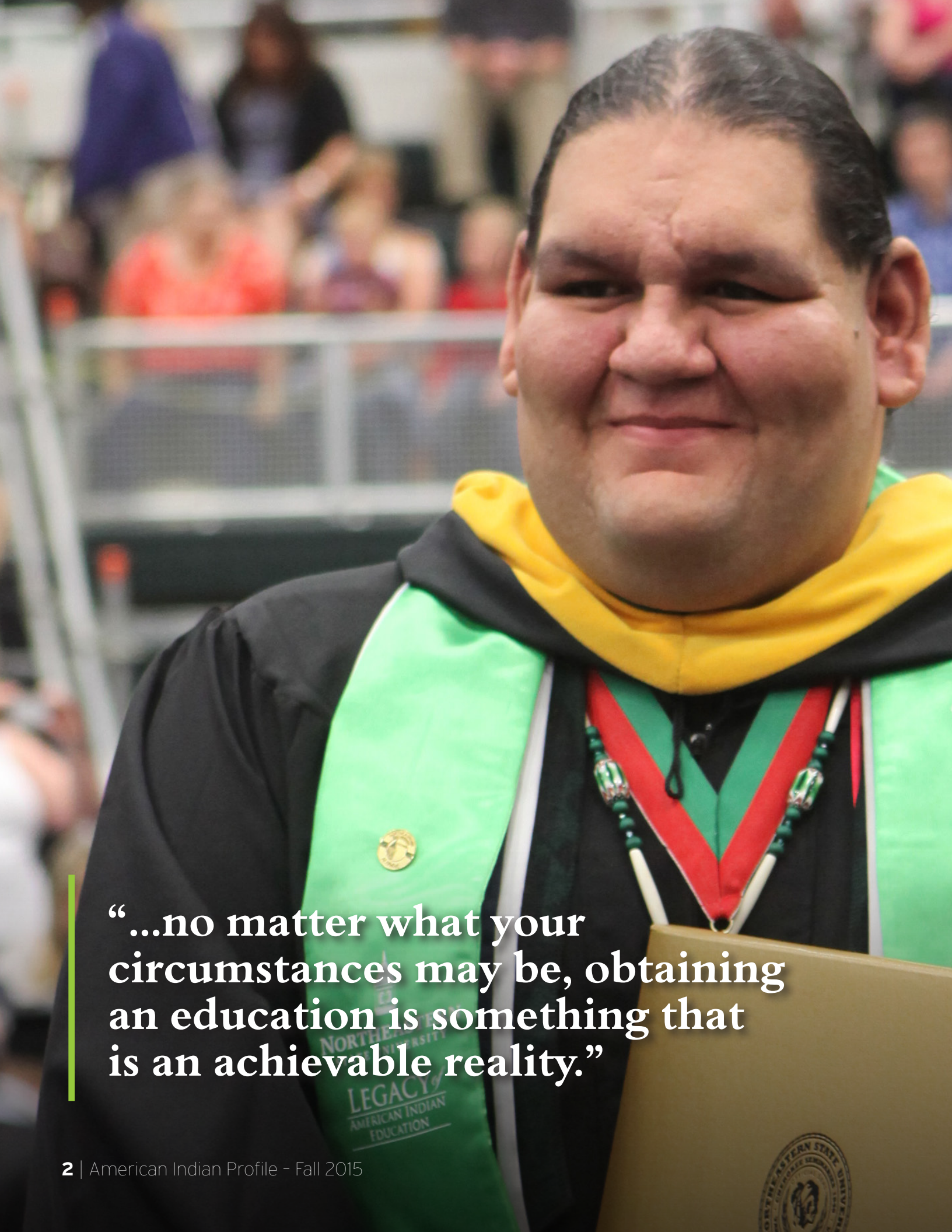
AMERICAN INDIAN

Profile



NORTHEASTERN
STATE UNIVERSITY

NORTHEASTERN
STATE UNIVERSITY
LEGACY of
AMERICAN INDIAN
EDUCATION



“...no matter what your circumstances may be, obtaining an education is something that is an achievable reality.”



Corey Still

- ▶ **HOME TOWN:**
Tahlequah, Currently resides in Norman, Oklahoma
- ▶ **TRIBE:**
An enrolled member of the United Keetoowah Band of Cherokee Indians
- ▶ **DEGREE(S) IN PROGRESS:**
Bachelor's degree in Native American Studies from the University of Oklahoma and master's degree in Higher Education Leadership from Northeastern State University

What degrees have you earned?

I currently hold a bachelor's degree in Native American Studies from the University of Oklahoma and master's degree in Higher Education Leadership from Northeastern State University.

Degree(s) in progress?

I am currently a first year doctoral student in the Adult and Higher Education program at the University of Oklahoma.

Are you a first generation student?

Yes, I am.

Why did you choose to pursue a higher education degree?

There are many reasons. The main one for me was to impact my communities in a positive way. By working in higher education within student affairs, I can be a support to Native students who seek to better themselves and their communities through education. Also, it is to prove that no matter what your circumstances may be, obtaining an education is something that is an achievable reality. For me, my choice to pursue a higher education degree is to make the path of Native students who wish to follow a bit smoother.

Why did you choose NSU?

When I began to look at where I wanted to pursue my master's degree, I had the option of a number of schools, but there was only one school in which I could call home. NSU has always been associated with home for me.

Do you have anyone in particular to whom you attribute your success?

There are number of people I am indebted to for their support and encouragement during my graduate program. However, there are two individuals I owe the most thanks too. They are Dr. Susan Frusher, my program advisor, and Dr. Jennifer McCann, the Director of the Indigenous Scholar Development Center. Without the guidance and support of these two outstanding mentors I would never had been able to complete my degree.

Did you meet any obstacles while completing our degree?

There were many obstacles that I faced while at NSU. One of the biggest was whether or not I would get my research done. It was always on my shoulders whether

my research would be credible or not. However it was through the support of my advisors, friends, and family that those fears were put to rest.

How did you overcome it?

Many of my obstacles were self-made, so in order to overcome them I had to believe in myself and seek the advice of those around me who knew what I was capable of even when I didn't.

What opportunities has NSU and your college experience allowed for you?

Being at NSU opened many doors for me to present all across the country; from Tampa, Florida to Honolulu, Hawaii. Being a graduate student allowed me to expand my horizons and experience things that I never thought I would get the chance to see.

What's your most memorable NSU moment?

There are number of memorable moments at NSU, but the two I am most proud of is being able to represent NSU and my program at the World Indigenous Peoples Conference on Education in Hawaii in May 2014 and at the International Indigenous Youth Leadership Summit in Mexico City, Mexico in Dec. 2014. Being asked to present and represent my institution and family was a most humbling honor.

Are you currently employed?

I am currently employed as an instructor at Bacone College and as a graduate assistant for the Adult and Higher Education Program at the University of Oklahoma.

What are your future plans?

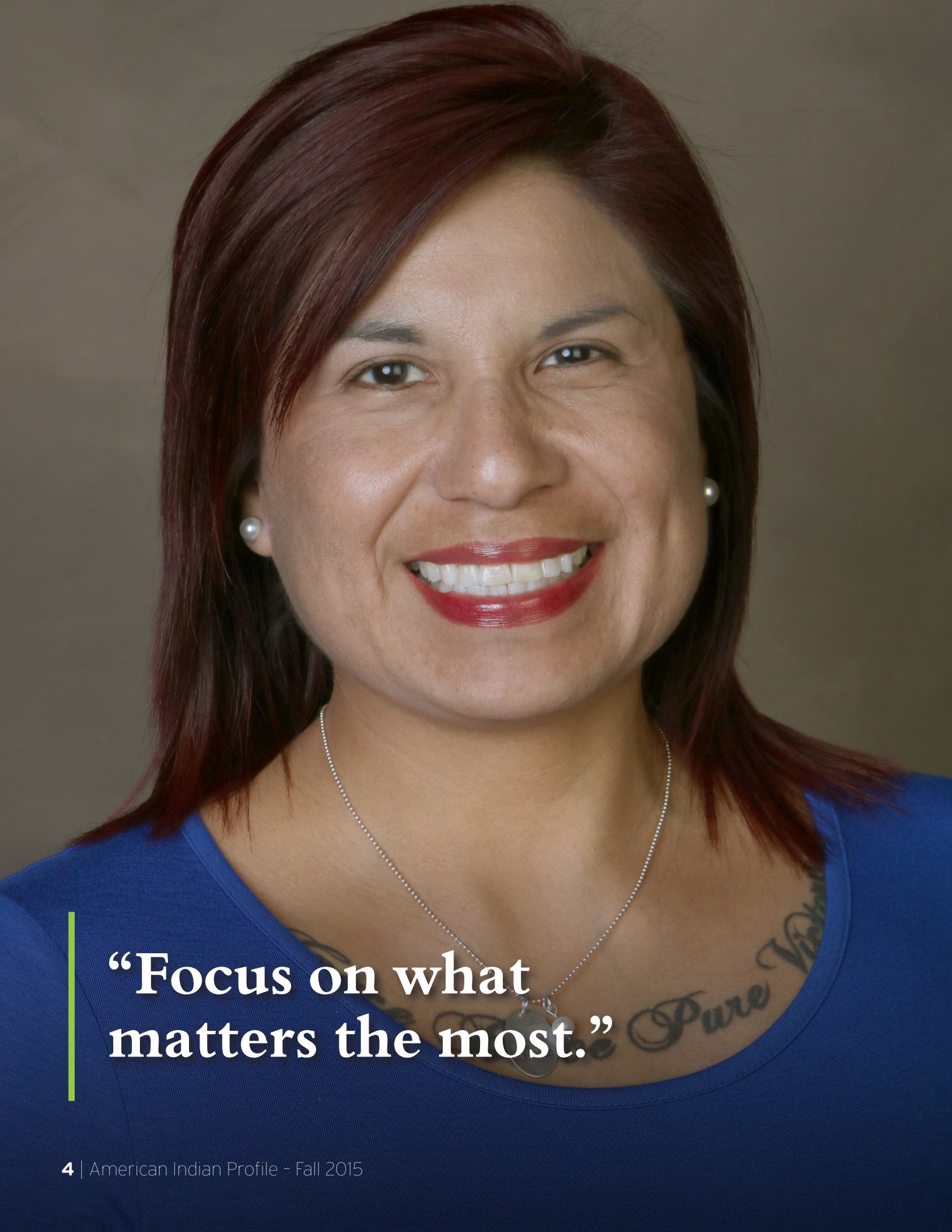
I am currently pursuing my Ph.D. in Adult and Higher Education with an emphasis in Student Affairs.

How do you plan to use your degree?

The knowledge that I learned at NSU will help me with my Ph.D. and push me to continue my research to better serve Native students who attended college.

Do you have any advice for incoming students?

The only advice that I have is not to be afraid to leave your comfort zone. Go out and get involved with organizations both through the college and through the community. Those activities can take you a long way during your journey in higher education.



“Focus on what matters the most.”

Susan Alexander

▶ **HOME TOWN:**

McLoud; Currently resides in Wagoner, Oklahoma

▶ **TRIBE:**

Muscogee Creek, Seminole, Kickapoo and Absentee Shawnee

▶ **DEGREE(S) IN PROGRESS:**

BSW in social work, with a specialization in child welfare

Why did you choose to pursue a higher education degree?

I wanted to be a role model for my children.

Why did you choose NSU?

I received a scholarship for child welfare from there.

Do you have anyone in particular to whom you attribute your success?

I attribute my success to my mother and my children. They pushed me, and believed that I could be the best person I could be.

Did you meet any obstacles while completing our degree?

An obstacle I faced was efficient time management.

How did you overcome it?

I overcame that obstacle by prioritizing and finding balance with my family, school and work. I also had a good support system.

What's your most memorable NSU moment?

My most memorable moment at NSU was giving back to the community through the Northeastern Association of Student Social Workers (NASSW) club on campus. I enjoyed participating in the BIG EVENT (campus community service day) last spring.

Are you currently employed?

I am currently working at the United Keetoowah Band of Cherokees, in the Indian Child Welfare Department.

What are your future plans?

I plan on obtaining my master's in social work at Brown University in St. Louis, as well as my Ph.D.

How do you plan to use your degree?

I plan on using my degree earned at NSU by working in Child Welfare for tribes and the state, as well as doing contract work with other agencies.

Do you have any advice for incoming students?

My advice for future students is to manage your time wisely. Focus on what matters the most. Take care of yourself, have a good support system and take advantage of the programs that are offered on campus. Those programs will lead you to many opportunities if you let it!

The University

Northeastern State University is a comprehensive regional university that prepares students to succeed as global citizens by providing exceptional undergraduate and graduate programs, along with the only Doctorate of Optometry offered in Oklahoma (one of only 19 nationwide) and the only Bachelor of Arts degree in Cherokee Education in the nation.

History

Northeastern was founded in 1846 as the Cherokee National Female Seminary, which opened in 1851. On March 6, 1909, the Oklahoma Legislature purchased the Seminary from the Cherokee Nation, and the following September classes began at the newly formed Northeastern State Normal School. In 2009, the NSU Centennial Celebration highlighted the university's 100 years as a state institution and dedicated a monument to the pre-eminent Cherokee scholar, Sequoyah.

Center for Tribal Studies

The Center for Tribal Studies, founded in 1990, is a resource for bridging communication and interaction between tribal nations and the university. Within the context of American Indian higher education, the Center collaborates with other campus entities in program development, strategic planning, research guidance, student engagement and scholarly activities. Northeastern State University is a destination of choice for American Indian education, and the diverse campus culture nurtures a strong sense of community for Native students. Through educational leadership, cultural knowledge and professional development among students, scholars emerge - many of whom will serve in professions benefiting tribal governments and Indigenous communities.

Indigenous Scholar Development Center

The Indigenous Scholar Development Center (ISDC) was established in the fall of 2011. Housed on the second floor of the John Vaughn Library adjacent to Special Collections, the Center offers services to enhance the academic experience of students in a supportive environment. ISDC staff offers guidance, advisement, cultural interaction and leadership development opportunities to increase persistence, retention, graduation and ultimately the professional success of Native American students.

Cherokee Language Degree Programs

Unique to Northeastern State University, the Bachelor of Arts in Cherokee Language Education is the only American Indian language education degree available in the United States with a curriculum leading to state certification for teachers. Since 2005, the program has brought together university, global and local interests as part of a plan to strengthen the Cherokee language for future generations. In 2009, a bachelor's degree in Cherokee Cultural Studies was added as an option to study language along with other aspects of cultural studies for non-teachers. A Cherokee Studies minor is also available. With alumni now employed at universities and at the Cherokee Language Immersion School, NSU graduates play a vital role in language revitalization.

Symposium on the American Indian

The 44th Annual Symposium on the American Indian is scheduled for April 11-16, 2016 hosted by the American Indian Heritage Committee. The symposium theme is Indigenous Movement: Empowering Generations for Progressive Revitalization. Features include lectures, presentations, films, and cultural activities. Keynote speakers include: Dr. Suzan Shown Harjo (Cheyenne/Hodulgee Muscogee), Poet, Writer, Lecturer, Curator and Native American Policy Advocate; Chase Iron Eyes J.D. (Standing Rock Nation), Attorney, Native American Civil Rights Advocate and founder of lastrealindians.com media. For more detailed information about these and other guest speakers, visit our website at: www.nsuok.edu/symposium.

American Indian Undergraduate Enrollment

By Degree and Academic Major - Fall 2015

BACHELOR OF ARTS	312
American Indian Studies	13
Art - Graphic Design	10
Art - Studio 2D Emphasis	8
Art - Studio 3D Emphasis	1
Cherokee Cultural Studies	13
Communication Studies	8
English	20
Geography	5
History	15
Mass Communication	1
Media Studies - Advertising	3
Media Studies - Journalism/Broadcast	6
Media Studies - Multimedia	1
Media Studies - Public Relations	8
Music	3
Political Science	8
Psychology	157
Sociology	14
Spanish	6
Theatre	4
Visual Communication	8

BACHELOR OF ARTS IN EDUCATION	72
Art Education	4
Cherokee Education	4
English Education	34
Social Studies Education	29
Spanish Education	1

BACHELOR OF BUSINESS ADMINISTRATION	314
Accounting	94
Business - Undeclared	4
Business Administration	64
Entrepreneurship	13
Finance - Financial Management	17
Finance - Financial Planning	8
Hospitality & Tourism Management	19
Information Systems	16
International Business	5
Management	24
Management - Human Resources	13
Marketing	31
Supply Chain Management	6

BACHELOR OF SOCIAL WORK	61
Pre-Social Work	43
Social Work	18

BACHELOR OF MUSIC EDUCATION	4
Music Education	4

BACHELOR OF GENERAL STUDIES	50
General Studies	50

POST-GRADUATE	3
Post Baccalaureate Pre-Health	3

BACHELOR OF SCIENCE	622
Biology	1
Biology - Cellular Emphasis	37
Biology - Fish & Wildlife	26
Biology - Molecular	16
Biology - Organismic	39
Chemistry	22
Computer Science	34
Criminal Justice	73
Criminal Justice - Degree Completion	8
Criminal Justice - Homeland Security	14
Criminal Justice - Legal Studies	35
Environmental, Health & Safety Management	73
Health & Human Performance - Clinical/Wellness	79
Health & Human Performance - Recreation/Fitness	14
Health Care Administration	39
Human & Family Science	7
Human & Family Science - Degree Completion	11
Human & Family Science - Dietetics	9
Human & Family Science - Early Care	18
Mathematics	14
Medical Lab Science 2+2	1
Medical Lab Science 3+1	4
Nutritional Sciences	7
Organizational Leadership	16
Speech Language Pathology	25

BACHELOR OF SCIENCE IN EDUCATION	247
Early Childhood Education	61
Elementary Education	117
Health & Physical Education	37
Mathematics Education	18
Special Education - Mild/Moderate	14

BACHELOR OF SCIENCE IN SCIENCE EDUCATION	15
Biology	8
Chemistry	4
Space/Earth	3

BACHELOR OF SCIENCE IN NURSING	32
Nursing	32

BACHELOR OF TECHNOLOGY	7
Technology	7

PRE-PROFESSIONAL PROGRAMS	30
Dental	1
Dental Hygiene	3
Medicine	5
Nursing	9
Optometry	2
Occupational Therapy	2
Physician Assistant	1
Pharmacy	5
Medical Imaging	2

TOTAL DECLARED MAJORS 1769

TOTAL UNDECLARED MAJORS 741

TOTAL UNDERGRADUATE ENROLLMENT 2510

American Indian Graduate Enrollment

BY DEGREE AND ACADEMIC MAJOR >> FALL 2015

MASTER OF EDUCATION	98
Early Childhood Education	3
Mathematics Education	5
Reading	42
School Administration	27
Science Education	5
Special Education - Autism Spectrum Disorders	4
Teaching	12

MASTER OF ARTS	10
American Studies	1
Communication Arts	2
English	7

MASTER OF BUSINESS ADMINISTRATION	25
Business Administration	18
Professional	7

DOCTOR OF OPTOMETRY	19
Optometry	19

MASTER OF SCIENCE	154
Accounting & Financial Analysis	10
Counseling	40
Criminal Justice	14
Environmental/Health/Safety Management	9
Health & Kinesiology	7
Higher Education Leadership	17
Library Media/Information Technology	12
Natural Sciences	6
Nursing Education	10
Occupational Therapy	9
Speech Language Pathology	18
Substance Abuse Counseling	2

CERTIFICATE PROGRAMS	15
Library Media Specialist	4
Reading Specialist Certificate	3
School Administrator Certificate	8

TOTAL DECLARED MAJORS 321

TOTAL UNDECLARED MAJORS 5

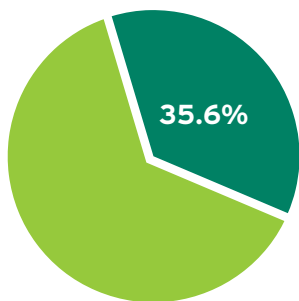
TOTAL GRADUATE ENROLLMENT 326

American Indian Enrollment

ENROLLMENT TOTAL >> FALL 2015

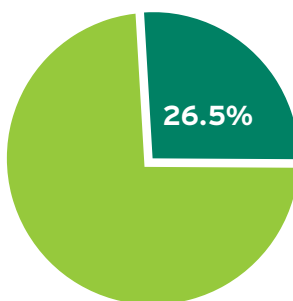
DATA SOURCE: NSU Office of Assessment and Institutional Research

TOTAL UNDERGRADUATE ENROLLMENT
2,510 of 7,045



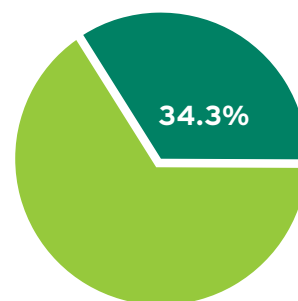
% OF ALL UNDERGRADUATE

TOTAL GRADUATE ENROLLMENT
326 of 1,231



% OF ALL GRADUATE

TOTAL ENROLLMENT FALL 2015
2,836 of 8,276



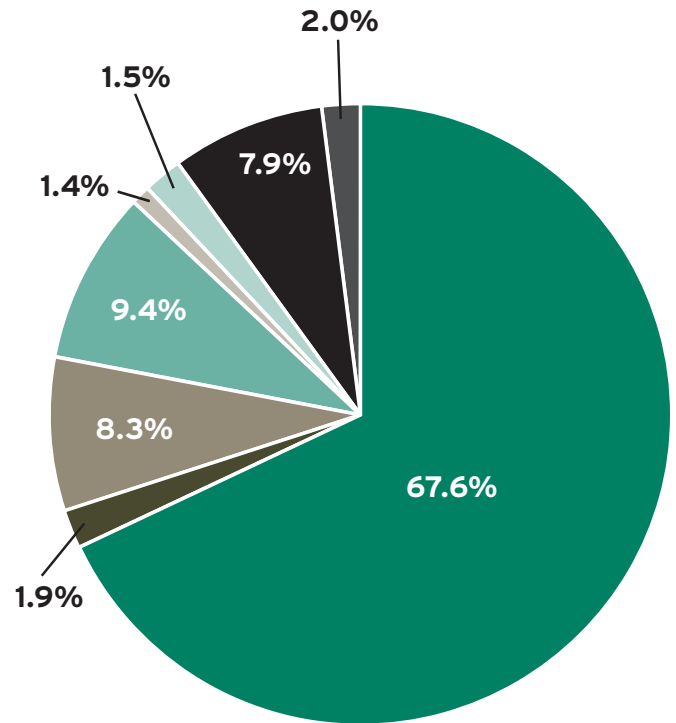
% OF TOTAL STUDENTS

American Indian Other

American Indian Enrollment

BY TRIBE » FALL 2015

TRIBE	STUDENTS	% TOTAL
Absentee Shawnee	6	0.2
Apache	8	0.3
Caddo	4	0.1
Cherokee Nation	1,998	67.6
Cheyenne-Arapaho	12	0.4
Chickasaw Nation	55	1.9
Choctaw Nation	246	8.3
Citizen Band of Potawatomie	15	0.5
Comanche	10	0.3
Delaware	18	0.6
Eastern Shawnee	3	0.1
Kaw	1	0.0
Kickapoo	1	0.0
Kiowa	11	0.4
Miami	5	0.2
Modoc	0	0.0
Muscogee (Creek) Nation	279	9.4
Osage	44	1.5
Otoe-Missouria	10	0.3
Ottawa	4	0.1
Pawnee	5	0.2
Peoria	2	0.1
Ponca	8	0.3
Quapaw	7	0.2
Sac & Fox	6	0.2
Seminole Nation	26	0.9
Seneca-Cayuga	11	0.4
Thiophlocco (of the Creek Nation)	1	0.0
United Keetoowah Band	42	1.4
Wichita	2	0.1
Wyandotte	4	0.1
Other US Tribes	33	1.1
Other North American Tribes	28	0.9
Uncoded	59	2.0



ENROLLMENT BY TRIBE » FALL 2015



**Total includes individuals who have self-identified as multiple tribal affiliates*

2,964 TOTAL*

Degrees Conferred

By Degree and Academic Major - Summer 2014, Fall 2014, Spring 2015

BACHELOR OF ARTS	66
American Indian Studies	3
Art	1
Cherokee Cultural Studies	1
Communication Studies	2
English	13
Geography	2
History	1
Mass Communication - Public Relations	3
Media Studies - Public Relations	2
Music-Jazz Studies	1
Political Science	1
Psychology - General	26
Sociology	5
Theatre	3
Visual Communication	2

BACHELOR OF ARTS IN EDUCATION	11
Art Education	1
English Education	6
Social Studies Education	4

BACHELOR OF SCIENCE IN SCIENCE EDUCATION	1
Earth/Space	1

BACHELOR OF TECHNOLOGY	3
Technology	3

BACHELOR OF SOCIAL WORK	13
Social Work	13

BACHELOR OF SCIENCE IN NURSING	16
Nursing	16

BACHELOR OF GENERAL STUDIES	19
General Studies	19

BACHELOR OF FINE ARTS	2
Art	2

BACHELOR OF SCIENCE	131
Biology - Cellular Emphasis	7
Biology - Fish & Wildlife	2
Biology - Molecular Emphasis	2
Biology - Organismic Emphasis	5
Chemistry	2
Computer Science	8
Criminal Justice	13
Criminal Justice - Homeland Security	1
Criminal Justice - Legal Studies	5
Environmental, Health & Safety Management	17
Health & Human Performance - Clinical/Wellness	18
Health & Human Performance - Recreation/Fitness	7
Health Care Administration	11
Human & Family Sciences	13
Mathematics	2
Medical Lab Science 2+2	7
Nutritional Sciences	1
Organizational Leadership	4
Speech Language Pathology	6

BACHELOR OF SCIENCE IN EDUCATION	61
Early Childhood Education	10
Elementary Education	41
Health & Physical Education	5
Mathematics Education	2
Special Education - Mild/Moderate	3

BACHELOR OF BUSINESS ADMINISTRATION	57
Accounting	16
Business Administration	4
Entrepreneurship	1
Finance - Financial Management	5
Finance - Financial Planning	1
Hospitality & Tourism Management	4
Information Systems	7
Management	5
Management - Human Resources	3
Marketing	9
Supply Chain Management	2

TOTAL BACHELOR'S DEGREES 380

MASTER OF EDUCATION	27
Mathematics Education	1
Reading	9
School Administration	12
School Counseling	1
Science Education	1
Teaching	3

MASTER OF ARTS	6
American Studies	2
Communication Arts	3
English	1

MASTER OF BUSINESS ADMINISTRATION	9
Masters of Business Administration	4
Professional Masters of Business Administration	5

DOCTOR OF OPTOMETRY	4
Optometry	4

MASTER OF SCIENCE	46
Accounting & Financial Analysis	1
Counseling	5
Criminal Justice	7
Environ/Health/Safety Mgmt	1
Health & Kinesiology	7
Higher Education Leadership	8
Library Media/Information Technology	4
Natural Sciences	2
Speech Language Pathology	11

MASTER OF SCIENCE IN NURSING	2
Nursing Education	2

CERTIFICATE PROGRAMS	4
CERT-Reading Specialist	1
CERT-School Administrator	2
CERT-Emergency Management & Planning	1

TOTAL MASTER'S DEGREES AND DOCTORATES 94

TOTAL DEGREES AND CERTIFICATES CONFERRED 478

Top Five Ranking Among Four-Year Colleges Serving American Indians

22nd Annual Winds of Change Issue, 2015-2016

RANKED BY NUMBER OF BACCALAUREATE DEGREES CONFERRED

#1	Northeastern State University	297.8
#2	University of Oklahoma - Norman Campus	228.6
#3	University of Oklahoma Main Campus	208.8
#4	Oklahoma State University - Main Campus	178.8
#5	California State University - Long Beach	175

RANKED BY NUMBER OF FULL-TIME UNDERGRADUATES

#1	Northeastern State University	1255
#2	Oklahoma State University - Main Campus	1034
#3	University of New Mexico - Main Campus	968
#4	Fort Lewis College	809
#5	University of Oklahoma - Norman Campus	720

DATA SOURCES: Peterson's Four Year Colleges, Princeton: Peterson's Guides, Inc.; Integrated Post Secondary Education Data System

American Indian Undergraduate and Graduate Enrollment

BY YEAR » FALL SEMESTERS 1992 to 2015

YEAR	UNDERGRADUATE	GRADUATE	TOTAL AMERICAN INDIAN	NSU TOTAL	% AMERICAN INDIAN
2015	2,510	326	2,836	8,276	34.27
2014	2,525	313	2,838	8,332	34.06
2013	2,513	255	2,768	8,559	32.34
2012	2,417	249	2,666	8,758	30.44
2011	2,290	236	2,526	9,361	26.98
2010	2,511	240	2,751	9,588	28.69
2009	2,309	257	2,566	9,318	27.54
2008	2,203	193	2,396	8,833	27.13
2007	2,343	252	2,595	9,261	28.02
2006	2,411	245	2,656	9,540	27.84
2005	2,396	240	2,636	9,702	27.17
2004	2,435	281	2,716	9,562	28.40
2003	2,422	223	2,645	9,297	28.45
2002	2,257	243	2,500	8,984	27.83
2001	2,187	183	2,370	8,603	27.55
2000	1,962	139	2,101	8,378	25.08
1999	1,769	91	1,860	8,121	22.90
1998	1,920	120	2,040	8,462	24.11
1997	1,875	109	1,984	8,503	23.33
1996	1,760	99	1,859	8,710	21.34
1995	1,786	130	1,916	8,273	23.16
1994	1,766	135	1,901	9,374	20.28
1993	1,582	138	1,720	9,299	18.50
1992	1,521	172	1,693	9,527	17.77

STAFF

Sara Barnett, M.Ed.

Muscogee (Creek)

Director

Alisa Douglas, B.A.

Seminole

Coordinator for Student Programs

Marsey Harjo, M.S.

Seminole

Administrative Assistant

AMERICAN INDIAN STUDENT ORGANIZATIONS

Alpha Pi Omega Sorority

American Indian Business Leaders

American Indian Science &

Engineering Society

Cherokee Promise

Native American Student Association

Phi Sigma Nu Fraternity

CENTER FOR TRIBAL STUDIES

LOCATION

Bacone House
320 Academy St.
Tahlequah, OK 74464

MAILING ADDRESS

Center for Tribal Studies
600 N. Grand Ave.
Tahlequah, OK 74464

918-444-4350

tribalstudies@nsuok.edu

www.nsuok.edu

OFFICE HOURS

Monday through Friday

8:00 a.m. - 5:00 p.m.

44TH ANNUAL SYMPOSIUM ON THE AMERICAN INDIAN

*Indigenous Movement: Empowering
Generations for Progressive Revitalization*

April 11-16, 2016