



American Indian Profile

Fall 2014 Enrollment Information



NORTHEASTERN
STATE UNIVERSITY

American Indian Student Profile - Josiah Henry

Hometown: Locust Grove, OK

Tribe: Cherokee

Degree(s) Earned: Bachelor of Arts (American Indian Studies)

Degree(s) in Progress: Environmental, Health and Safety Management (Master's)

Are you a first generation student?

Yes

Why did you choose to pursue a higher education degree?

To give myself a better opportunity in the workforce and to be able to enjoy a career in something other than having a regular job.

Why did you choose NSU?

I found that it had the American Indian Studies as a major, which the other school I was considering had it as a minor. This was something I was really interested in, and it was also closer to home.

Did you meet any obstacles while completing your degree?

Yes, nothing goes as smoothly as we always like.

How did you overcome them?

I was really interested in this degree. This was knowledge I needed to know. So I just let my Lord and savior guide me. When God has a plan for you (me) we just need to follow that path and he will remove things that might hinder us. It's up to us (me) to stay motivated and focused. We can't do anything on our (my) own. I just really enjoy learning new things every day regardless of what it is, so I'm having a great time here at school.

What is your most memorable NSU moment?

Oh man! There are some good ones from internships to just meeting people here at NSU. I would say the people I have met here who helped me through the whole process of coming back to school and achieving. Friends, Family Members, NSU Faculty/Staff/Offices/Depts) My parents, my mom was always telling me to come back to school. She is no longer with us but that was motivation enough to finish and my dad is very supportive of me. Many great people here at NSU are a part of that success also which include Marsey Harjo,

continued

Krista Boston, Dr. Jennifer McCann, and Dr. Ben Kracht, along with many others. They all kept encouraging me and I truly appreciate them. Thank you guys!

What opportunities has NSU and your college experience allowed for you?

I mentioned earlier the internships that I've had the opportunity to be a part of. I was blessed to have an internship at the U of A in Fayetteville, Ark. last summer. I was part of the EcoREU internship and our project was to measure carbon sequestration there on campus. I had a great time there, and I met a lot of new people and made a lot of new friends. Without NSU and ISDC I would never have had that opportunity.

Are you currently employed?

Not presently hopefully soon though.

What are your future plans?

To continue to stay focused and achieve this master's degree.

How do you plan to use your degree(s) earned at NSU?

I plan to use them to have a career I enjoy. We all want the good paying job but we have to be happy in what job we do also; hopefully I'll have both!

Is there anything else you would like to include?

I'd like to encourage other students to continue with their higher education and to stay focused. NSU is a great place to do that, and there are a lot of resources here to help you; get to know them and use them. Have fun and get to know one another we are all in it together. Wado



American Indian Student Profile - Sara Downey

Hometown: Pryor, Oklahoma

Tribe: Cherokee

Degree(s) Earned: Bachelor of Science in Education

Major: Elementary Education

Degree(s) in Progress: None

Are you a first generation student? Yes

Why did you choose to pursue a higher education degree?

I wanted to make a better life for myself. I am the oldest and my parents highly encouraged me to go to college. They wanted me to be able to be independent.

Why did you choose NSU?

It was close to my home and has one of the best programs for education.

Did you meet any obstacles while completing your degree?

Yes, there were financial and family obstacles.

How did you overcome them?

The financial obstacles were harder to overcome than the family obstacles. I had to end up taking out loans to pay for college during my junior year, which is something that I never wanted to do. My family supported me throughout my trials and kept making sure that I could continue going to college. One obstacle I had to face was making the decision to switch to a commuter one semester so that I could stay home and help my dad. His health became an issue and I wanted to help as much as I could. So, I would go to class on Tuesdays and Thursdays and stay home with him the rest of the week.

What is your most memorable NSU moment?

I believe it would be the first time I attended a NASA meeting. I wasn't aware at the time that I would have so much in common with the people in this organization. It became like a family. It wasn't just a once-a-week meeting. We put on events, roomed together, hung out, and even worked out together. I probably would not have enjoyed my experiences as much if I would not have joined this organization.

continued

Do you have anyone in particular to which you can attribute your college/post-graduation successes (Friends, Family Members, NSU Faculty/Staff/Offices/Depts)?

My heavenly Father, without Him there would be no way I could have made it. My mom and dad, of course; they were the ones that pushed me to go to college and supported me every day. Whether it was financial, spiritual, or emotional, they always had my back. Also, my advisor, Tobi Thompson, helped me many times when I wasn't sure what to do about class schedules and gave me advice about anything to do with the education program.

If she didn't know the answer she would direct me to someone that did and never once did she fail to help me. Phyllis Fife is another woman that was a great mentor to me and helped me get involved with the Native American organizations on campus. The faculty members in the education department have been so helpful in guiding me to the understanding of teaching children.

What opportunities has NSU and your college experience allowed for you?

Having attended college at NSU, I feel that it has made me a more well-rounded person. The experiences I had in the classroom as well as in organizations have been fulfilling. I have great admiration for many of the professors here on campus. They made the classroom a great learning environment.

Are you currently employed?

Yes

Where?

Grand View Elementary

What are your future plans?

I plan to go back to college to get my master's.

How do you plan to use your degree(s) earned at NSU?

I am using it now to be a Transitional First Grade Teacher.





NORTHEASTERN STATE UNIVERSITY

The University

Northeastern State University is a comprehensive regional university that prepares students to succeed as global citizens by providing exceptional undergraduate and graduate programs, along with the only Doctorate of Optometry offered in Oklahoma and the only Bachelor of Arts degree in Cherokee Education in the nation.

History

Northeastern was founded in 1846 as the Cherokee National Female Seminary, which opened in 1851. On March 6, 1909, the Oklahoma Legislature purchased the Seminary from the Cherokee Nation, and the following September classes began at the newly formed Northeastern State Normal School. In 2009, the NSU Centennial Celebration highlighted the university's 100 years as a state institution and dedicated a monument to the pre-eminent Cherokee scholar, Sequoyah.

Center for Tribal Studies

The Center for Tribal Studies, founded in 1990, is a resource for bridging communication and interaction between tribal nations and the university. Within the context of American Indian higher education, the Center collaborates with other campus entities in program development, strategic planning, research guidance, student engagement and scholarly activities. Northeastern State University is a destination of choice for American Indian education, and the diverse campus culture nurtures a strong sense of community for Native students. Through educational leadership, cultural knowledge and professional development among students, scholars emerge - many of whom will serve in professions benefiting tribal governments and indigenous communities.

Indigenous Scholar Development Center

The Indigenous Scholar Development Center (ISDC) was established in the fall of 2011. Housed on the second floor of the John Vaughn Library adjacent to Special Collections, the Center offers services to enhance the academic experience of students in a supportive environment. ISDC staff offers guidance, advisement, cultural interaction and leadership development opportunities to increase persistence, retention, graduation and ultimately the professional success of Native American students.

Cherokee Language Degree Programs

Unique to Northeastern State University, the Bachelor of Arts in Cherokee Language Education is the only American Indian language education degree available in the United States with a curriculum leading to state certification for teachers. Since 2005, the program has brought together university, global and local interests as part of a plan to strengthen the Cherokee language for future generations. In 2009, a bachelor's degree in Cherokee Cultural Studies was added as an option to study language along with other aspects of cultural studies for non-teachers. A Cherokee Studies minor is also available. With alumni now employed at universities and at the Cherokee Language Immersion School, NSU graduates play a vital role in language revitalization.

Symposium on the American Indian

The 43rd Annual Symposium on the American Indian is scheduled for April 14-18, 2015 hosted by the American Indian Heritage Committee. The symposium theme is *Children: The Seeds of Change*. Features include lectures, presentations, films, and cultural activities. Speakers are: Dr. Wilson Pipestem (Otoe-Missouri), managing partner and co-founder of Ietan Consulting; Dr. Colleen Fitzgerald, University of Texas-Arlington linguist; Dr. Yvonne Bushyhead (Eastern Band of Cherokee Indians), educator, cultural and diversity awareness expert and health advocate; Mr. Kelly Anquoe (Kiowa/Cherokee), cultural educator and traditionalist; Dr. Larry Emerson (Diné), mentor, behavioral health and wellness educator, and Vice President of the Navajo Studies Conference Board; and other others to be announced.



American Indian Undergraduate Enrollment

BY DEGREE AND ACADEMIC MAJOR » FALL 2014

BACHELOR OF ARTS 318

American Indian Studies	10
Art - Graphic Design	15
Art - Studio 2D Emphasis	9
Art - Studio 3D Emphasis	1
Cherokee Cultural Studies	11
Communication Studies	6
English	35
Geography	7
History	12
Mass Communication	1
Media Studies - Advertising	2
Media Studies - Journalism/Broadcast	6
Media Studies - Public Relations	7
Music	3
Political Science	10
Psychology - General	147
Psychology - Mental Health	1
Sociology	17
Spanish 3	3
Theatre 7	7
Visual Communication - General	5
Visual Communication - Photography	2
Visual Communication - Web Design	1

BACHELOR OF ARTS IN EDUCATION 69

Art Education	5
Cherokee Education	9
English Education	24
Social Studies Education	29
Spanish Education	2

BACHELOR OF BUSINESS ADMINISTRATION 331

Accounting	101
Business - Undeclared	11
Business Administration	49
Entrepreneurship	11
Finance - Financial Management	18
Finance - Financial Planning	7
Hospitality & Tourism Management	31
Information Systems	19
International Business	3
Management	28
Management- Human Resources	15
Marketing	29
Supply Chain Management	9

BACHELOR OF SOCIAL WORK 58

Pre-Social Work	40
Social Work	18

BACHELOR OF MUSIC EDUCATION 4

Music Education	4
-----------------	---

BACHELOR OF SCIENCE 637

Biology	2
Biology - Cellular Emphasis	55
Biology - Fish & Wildlife	19

BBiology - Molecular	16
Biology - Organismic	44
Chemistry	9
Computer Science	42
Criminal Justice	73
Criminal Justice- Degree completion	7
Criminal Justice - Homeland Security	15
Criminal Justice - Legal Studies	24
Environmental, Health & Safety Management	65
Health & Human Performance	79
Health & Human Performance - Clinical/Wellness	17
Health & Human Performance - Recreation/Fitness	49
Health Care Administration	10
Human & Family Science	23
Human & Family Science - Dietetics	16
Human & Family Science - Early Care	15
Mathematics	14
Medical Lab Science 2+2	4
Medical Lab Science 3+1	6
Organizational Leadership	18
Speech Language Pathology	

BACHELOR OF SCIENCE IN EDUCATION 244

Early Childhood Education	57
Elementary Education	121
Health & Physical Education	33
Mathematics Education	16
Special Education - Mild/Moderate	17

BACHELOR OF SCIENCE IN SCIENCE EDUCATION 10

Science - Biology	6
Chemistry	1
Science - Space/Earth	3

BACHELOR OF SCIENCE IN NURSING 31

Nursing	31
---------	----

BACHELOR OF TECHNOLOGY 9

Technology	9
------------	---

PRE-PROFESSIONAL PROGRAMS 52

Pre-Nursing	23
Pre-Professional Health	29

BACHELOR OF GENERAL STUDIES 44

General Studies	44
-----------------	----

CERTIFICATE PROGRAMS 8

Library Media Specialist	3
Reading Specialist Certificate	2
School Administrator Certificate	3

TOTAL DECLARED MAJORS 1,818

TOTAL UNDECLARED MAJORS 707

TOTAL UNDERGRADUATE ENROLLMENT 2,513

American Indian Graduate Enrollment

BY DEGREE AND ACADEMIC MAJOR » FALL 2014

MASTER OF EDUCATION	91
Early Childhood Education	5
Mathematics Education	4
Reading	34
School Administration	32
School Counseling	1
Science Education	7
Teaching	8

MASTER OF ARTS	16
American Studies	2
Communication Arts	4
English	10

MASTER OF BUSINESS ADMINISTRATION	28
Business Administration	22
Professional	6

DOCTOR OF OPTOMETRY	19
Optometry	19

MASTER OF SCIENCE	153
Accounting & Financial Analysis	9
Counseling	29
Counseling Psychology	1
Criminal Justice	16
Environmental/Health/Safety Management	11
Health & Kinesiology	13
Higher Education Leadership	22
Library Media/Information Technology	13
Natural Sciences	3
Nursing Education	7
Occupational Therapy	6
Speech Language Pathology	22
Substance Abuse Counseling	1

TOTAL DECLARED MAJORS	307
TOTAL UNDECLARED MAJORS	6

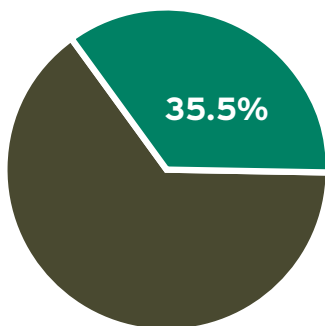
TOTAL GRADUATE ENROLLMENT 313

American Indian Enrollment

ENROLLMENT TOTAL » FALL 2014

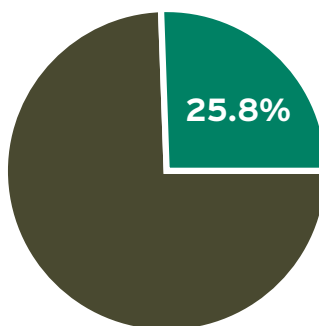
DATA SOURCE: NSU Office of Assessment and Institutional Research

TOTAL UNDERGRADUATE ENROLLMENT
2,525 of 7,117



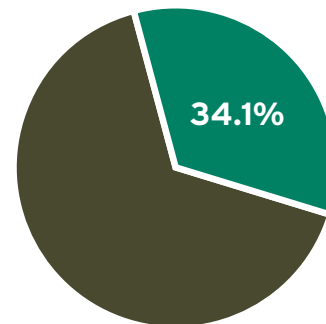
% OF ALL UNDERGRADUATE

TOTAL GRADUATE ENROLLMENT
313 of 1,215



% OF ALL GRADUATE

TOTAL ENROLLMENT FALL 2013
2,838 of 8,332



% OF TOTAL STUDENTS

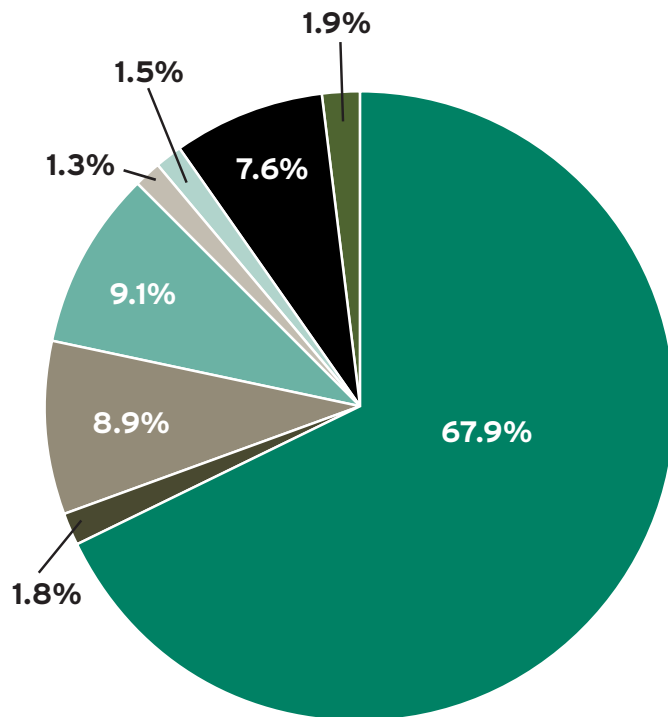
■ American Indian ■ Other

American Indian Enrollment

BY TRIBE » FALL 2014

TRIBE	STUDENTS	% TOTAL
Absentee Shawnee	6	0.2
Apache	8	0.3
Caddo	1	0.0
Cherokee Nation	2,006	67.9
Cheyenne-Arapaho	10	0.3
Chickasaw Nation	53	1.8
Choctaw Nation	264	8.9
Citizen Potawatomie Nation	17	0.6
Comanche	6	0.2
Muscogee (Creek) Nation	268	9.1
Delaware	16	0.5
Eastern Shawnee	5	0.2
Kaw	2	0.1
Kickapoo	3	0.1
Kiowa	8	0.3
Miami	5	0.2
Modoc	1	0.0
Osage	45	1.5
Otoe-Missouria	8	0.3
Ottawa	4	0.1
Pawnee	7	0.2
Peoria	5	0.2
Ponca	5	0.2
Quapaw	9	0.3
Sac & Fox	6	0.2
Seminole Nation	21	0.7
Seneca-Cayuga	13	0.4
Thlopthlocco Tribal Town	1	0.0
United Keetoowah Band	38	1.3
Wichita	2	0.1
Wyandotte	4	0.1
Other US Tribes	41	1.4
Other North American Tribes	25	0.8
Uncoded	56	1.9

2,969 TOTAL*



ENROLLMENT BY TRIBE » FALL 2013



*Total includes individuals who have self-identified as multiple tribal affiliates

Degrees Conferred

BY DEGREE AND ACADEMIC MAJOR » SUMMER 2013, Fall 2013, Spring 2014

BACHELOR OF ARTS	55
American Indian Studies	3
Art	2
Cherokee Cultural Studies	2
Communication Studies	3
English	4
Geography	1
History	1
Mass Communication - Journalism/Broadcast	2
Mass Communication - Public Relations	2
Political Science	1
Psychology - General	27
Psychology - Human Resource Development	1
Sociology	3
Theatre	1
Visual Communication	2

BACHELOR OF ARTS IN EDUCATION	10
Cherokee Education	2
English Education	4
Social Studies Education	4

BACHELOR OF SCIENCE IN SCIENCE EDUCATION	2
Science - Biology	2

BACHELOR OF TECHNOLOGY	1
Technology	1

BACHELOR OF SOCIAL WORK	14
Social Work	14

BACHELOR OF SCIENCE IN NURSING	12
Nursing	12

BACHELOR OF GENERAL STUDIES	21
General Studies	21

BACHELOR OF MUSIC EDUCATION	1
Music Education	1

CERTIFICATE PROGRAMS	2
CERT-School Administrator	2

MASTER OF EDUCATION	13
Early Childhood Education	1
Mathematics Education	1
Reading	7
School Administration	3
Teaching	1

MASTER OF ARTS	4
American Studies	1
Communication Arts	1
English	2

MASTER OF BUSINESS ADMINISTRATION	3
Professional Masters of Business Administration	1
Masters of Business Administration	2

DOCTOR OF OPTOMETRY	4
Optometry	4

BACHELOR OF SCIENCE	116
Biology - Cellular Emphasis	6
Biology - Fish & Wildlife	1
Biology - Molecular Emphasis	3
Biology - Organismic Emphasis	6
Chemistry	3
Computer Science	3
Criminal Justice	17
Criminal Justice - Degree Completion	3
Criminal Justice - Homeland Security	3
Criminal Justice - Legal Studies	4
Environmental, Health & Safety Management	13
Health & Human Performance - Clinical/Wellness	15
Health & Human Performance - Recreation/Fitness	3
Health Care Administration	5
Human & Family Science	14
Medical Lab Science 2+2	1
Organizational Leadership	6
Speech Language Pathology	10

BACHELOR OF SCIENCE IN EDUCATION	46
Early Childhood Education	11
Elementary Education	23
Health & Physical Education	5
Mathematics Education	2
Special Education - Mild/Moderate	5

BACHELOR OF BUSINESS ADMINISTRATION	50
Accounting	9
Business Administration	5
Entrepreneurship	1
Finance - Financial Management	3
Finance - Financial Planning	3
Hospitality & Tourism Management	4
Information Systems	1
International Business	1
Management - Human Resources	8
Management	2
Marketing	10
Supply Chain Management	3

TOTAL BACHELOR'S DEGREES	328
---------------------------------	------------

MASTER OF SCIENCE	30
Counseling Psychology	4
Counseling	3
Criminal Justice	1
Environ/Health/Safety Mgmt	1
Health & Kinesiology	14
Library Media/Information Technology	2
Natural Sciences	1
Speech Language Pathology	3
Substance Abuse Counseling	1

MASTER OF SCIENCE IN NURSING	2
Nursing Education	2

TOTAL MASTER'S DEGREES AND DOCTORATES	56
--	-----------

TOTAL DEGREES AND CERTIFICATES CONFERRED	386
---	------------

Top Five Ranking Among Four-Year Colleges Serving American Indians

21st Annual *Winds of Change* College Issue, Fall 2014

RANKED BY NUMBER OF BACCALAUREATE DEGREES CONFERRED

#1	Northeastern State University	304
#2	Oklahoma State University Main Campus	226
#3	University of Oklahoma Main Campus	224
#4	University of New Mexico - Main Campus	174
#5	Southeastern Oklahoma State University	172

DATA SOURCES: *Peterson's Four Year Colleges*, Princeton: *Peterson's Guides*, Inc.; Integrated Post Secondary Education Data System



GATHER HERE. GO FAR.

www.Go2NSU.com

- » Online, blended and traditional class options
- » Financial aid (for those who qualify)
- » More than 50 majors available
- » More Native American bachelor's degrees conferred and one of the highest American Indian enrollment among 4-year public universities*
- » Nation's first American Indian language education Bachelor's degree program (Cherokee Language Education)
- » American Indian Studies and Cherokee Cultural Studies degrees
- » Indigenous Scholar Development Center
- » Center for Tribal Studies



*Sources: *Diverse Issues in Higher Ed* 2013; *Peterson's Four-Year Colleges*, Princeton; *Peterson's Guides*, Inc.; Integrated Post Secondary Education Data System, 20th Annual *Winds of Change* College Issue, Fall 2013

American Indian Undergraduate and Graduate Enrollment

BY YEAR » FALL SEMESTERS 1992 TO 2014

YEAR	UNDERGRADUATE	GRADUATE	TOTAL AMERICAN INDIAN	NSU TOTAL	% AMERICAN INDIAN
2014	2,525	313	2,838	8,332	34.06
2013	2,513	255	2,768	8,559	32.34
2012	2,417	249	2,666	8,758	30.44
2011	2,290	236	2,526	9,361	26.98
2010	2,511	240	2,751	9,588	28.69
2009	2,309	257	2,566	9,318	27.54
2008	2,203	193	2,396	8,833	27.13
2007	2,343	252	2,595	9,261	28.02
2006	2,411	245	2,656	9,540	27.84
2005	2,396	240	2,636	9,702	27.17
2004	2,435	281	2,716	9,562	28.40
2003	2,422	223	2,645	9,297	28.45
2002	2,257	243	2,500	8,984	27.83
2001	2,187	183	2,370	8,603	27.55
2000	1,962	139	2,101	8,378	25.08
1999	1,769	91	1,860	8,121	22.90
1998	1,920	120	2,040	8,462	24.11
1997	1,875	109	1,984	8,503	23.33
1996	1,760	99	1,859	8,710	21.34
1995	1,786	130	1,916	8,273	23.16
1994	1,766	135	1,901	9,374	20.28
1993	1,582	138	1,720	9,299	18.50
1992	1,521	172	1,693	9,527	17.77



NORTHEASTERN STATE UNIVERSITY

STAFF

Alisa Douglas, BA

Seminole

Interim Director

Coordinator for Student Programs

Marsey Harjo, BA

Seminole

Administrative Assistant

NATIVE AMERICAN

STUDENT ORGANIZATIONS

Alpha Pi Omega Sorority

American Indian Business Leaders

American Indian Science &

Engineering Society

Indian University Scholars Society

Native American Student Association

Phi Sigma Nu Fraternity

CENTER FOR TRIBAL STUDIES

LOCATION

Bacone House

320 Academy Street

Tahlequah, OK 74464

MAILING ADDRESS

Center for Tribal Studies

600 N. Grand Ave.

Tahlequah, OK 74464

918-444-4350

tribalstudies@nsuok.edu

www.cts.nsuok.edu

OFFICE HOURS

Monday through Friday

8:00 a.m. - 5:00 p.m.

43RD ANNUAL SYMPOSIUM ON THE AMERICAN INDIAN

Children: The Seeds of Change

April 14-18, 2015