



# Graduation Outcomes Survey

Summer, Fall 2019 & Spring 2020

## FINAL UNIVERSITY OUTCOME

# 80.20%

of respondents are either employed, seeking additional education, engaged in volunteer service or engaged in military service



## AVERAGE INCOME/SALARY (RESPONDENTS ONLY)



College of Business & Technology



College of Liberal Arts



College of Education



Gregg Wadley College of Science & Health Professions

## TOP 4 MAJORS BY COLLEGE (GRADUATES)

### Business & Technology

Major	Graduates
Accounting	66
Business Administration	59
Environmental, Health, and Safety MGMT	53
Marketing	46

### Liberal Arts

Major	Graduates
Criminal Justice	105
General Studies	89
Social Work	41
English	21

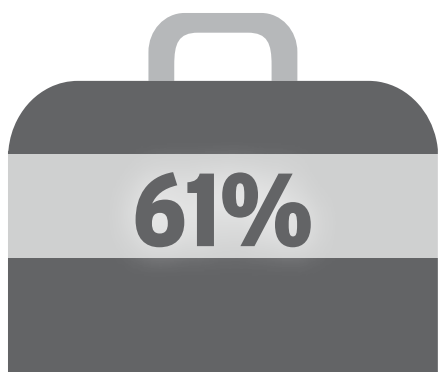
### Education

Major	Graduates
Psychology	119
Health & Human Performance	69
Elementary Education	60
Early Childhood Education	38

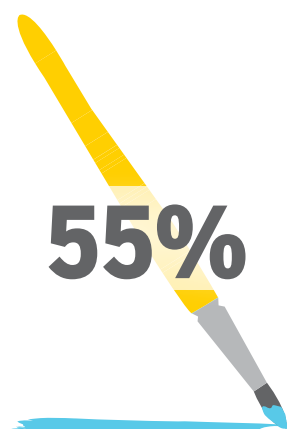
### Science & Health Professions

Major	Graduates
Nursing	134
Cell & Molecular Biology	61
Computer Science	44
Nutritional Sciences	31

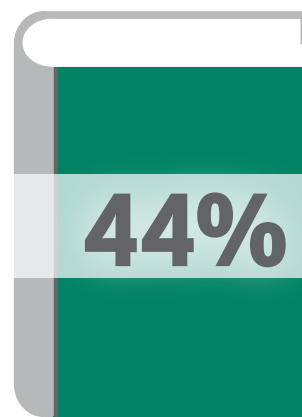
## RESPONDENTS WORKING FULL TIME, BY COLLEGE (RESPONDENTS ONLY)



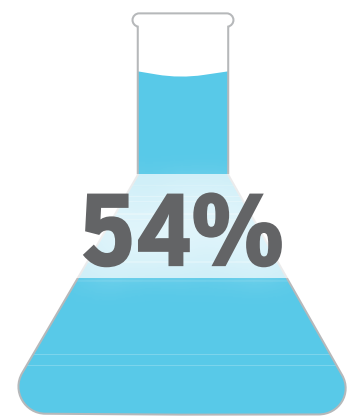
Business & Technology



College of Liberal Arts



Education



Science & Health Professions